



# Government of Guam's Public Debt and Financial Landscape

DORIS FLORES BROOKS, CPA, CGFM

MONDAY, SEPTEMBER 12, 2016



# WHAT'S AT STAKE?

[http://www.aicpa.org/advocacy/pages/cpa\\_sinsight.aspx](http://www.aicpa.org/advocacy/pages/cpa_sinsight.aspx)

# **U.S. ECONOMICS EXPLAINED: HOW BIG IS THE U.S. DEBT? – LEARN LIBERTY**

[http://www.learnliberty.org/blog/the-size-of-the-u-s-debt-redux/?utm\\_source=google&utm\\_medium=cpc&utm\\_content=us%20debt&utm\\_campaign=Blog%20Ads&gclid=CJKCvr-g\\_84CFZFafgoddDOBKA](http://www.learnliberty.org/blog/the-size-of-the-u-s-debt-redux/?utm_source=google&utm_medium=cpc&utm_content=us%20debt&utm_campaign=Blog%20Ads&gclid=CJKCvr-g_84CFZFafgoddDOBKA)



**BASIC FUNDAMENTAL EQUATION**  
**TO LIVE BY**

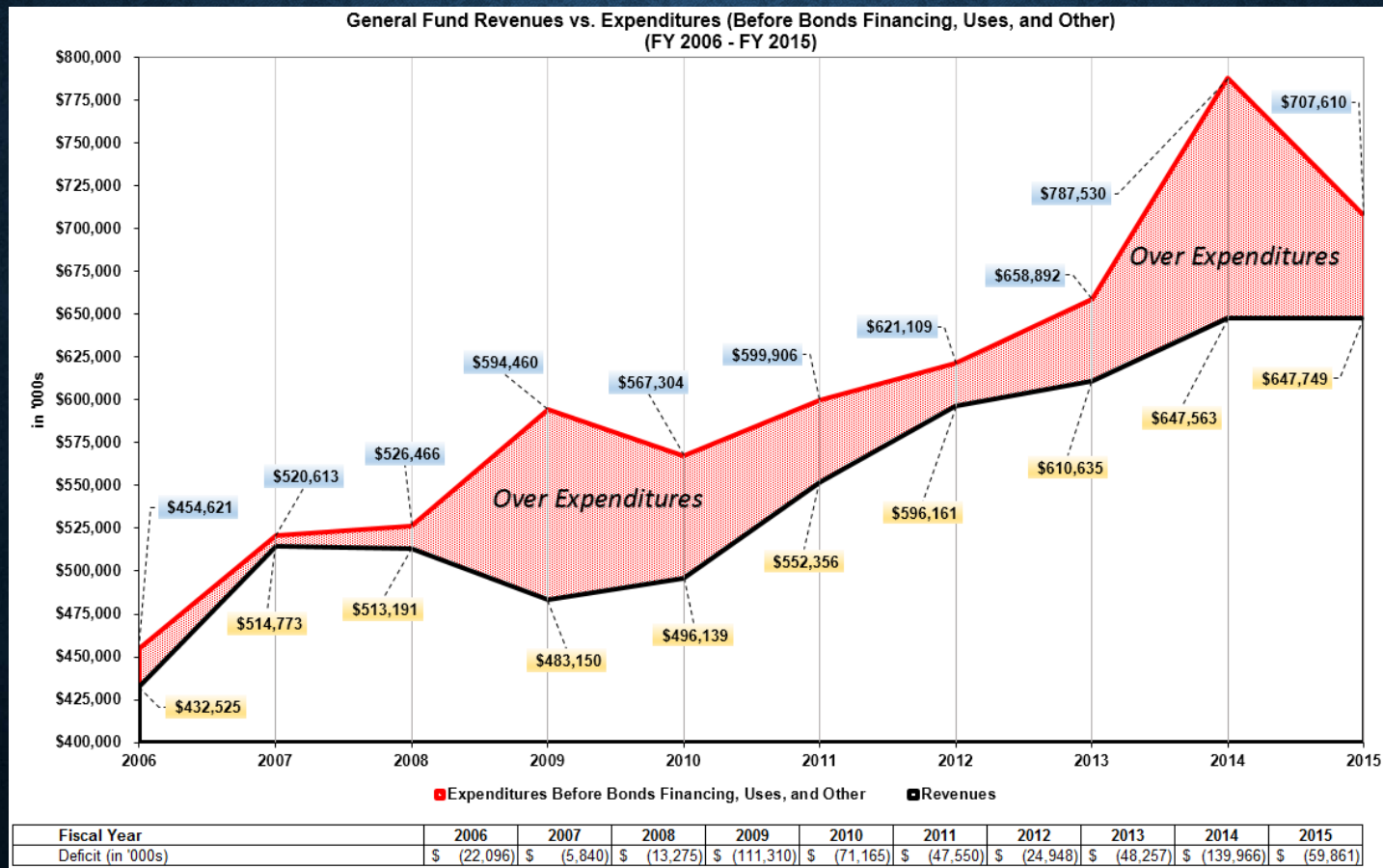
$$\text{INCOME} - \text{EXPENSES} =$$
$$\text{SURPLUS} / \text{DEFICIT}$$
$$+ \quad / \quad -$$

**BASIC FUNDAMENTAL EQUATION**  
**TO LIVE BY (CONT.)**

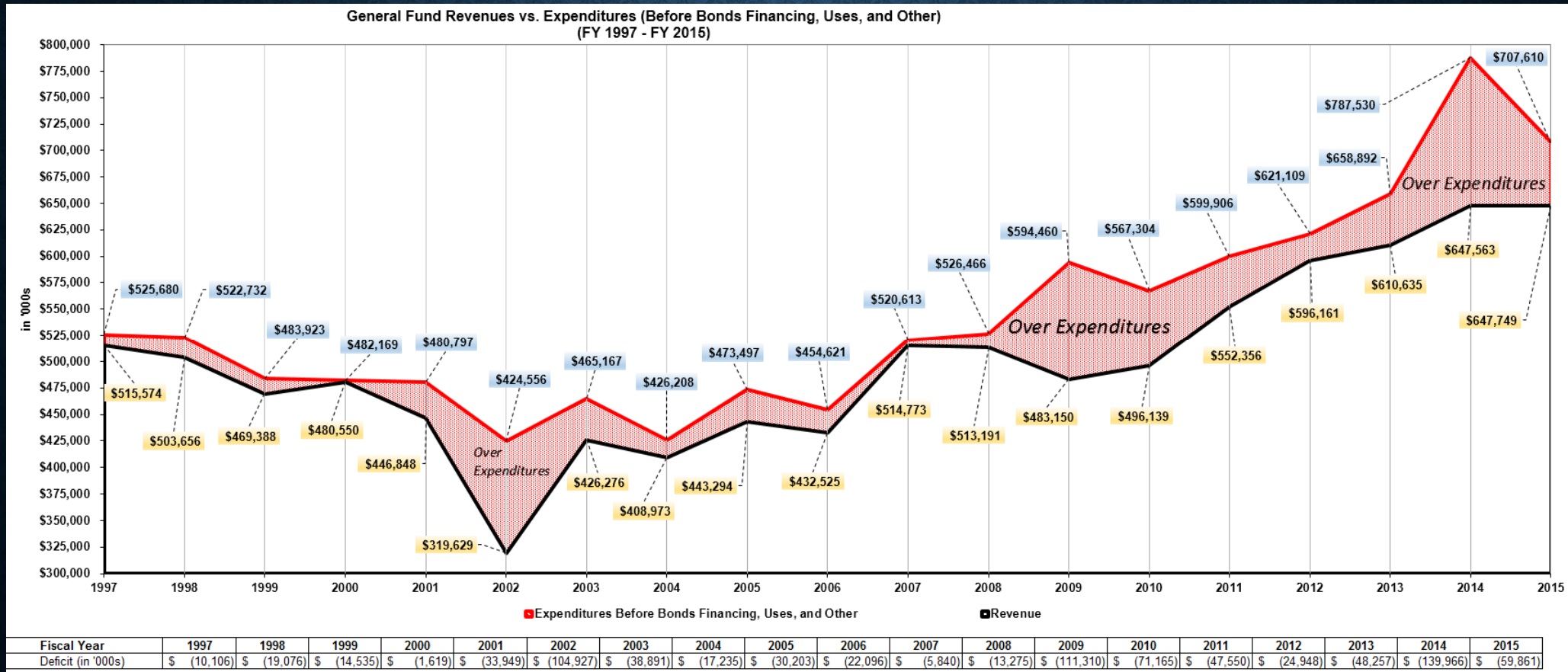
$$\text{ASSETS} - \text{LIABILITIES} =$$
$$\text{NET WORTH}$$



# GENERAL FUND REVENUES VS. EXPENDITURES (BEFORE BONDS FINANCING, USES, AND OTHER) FY 2006 – FY 2015

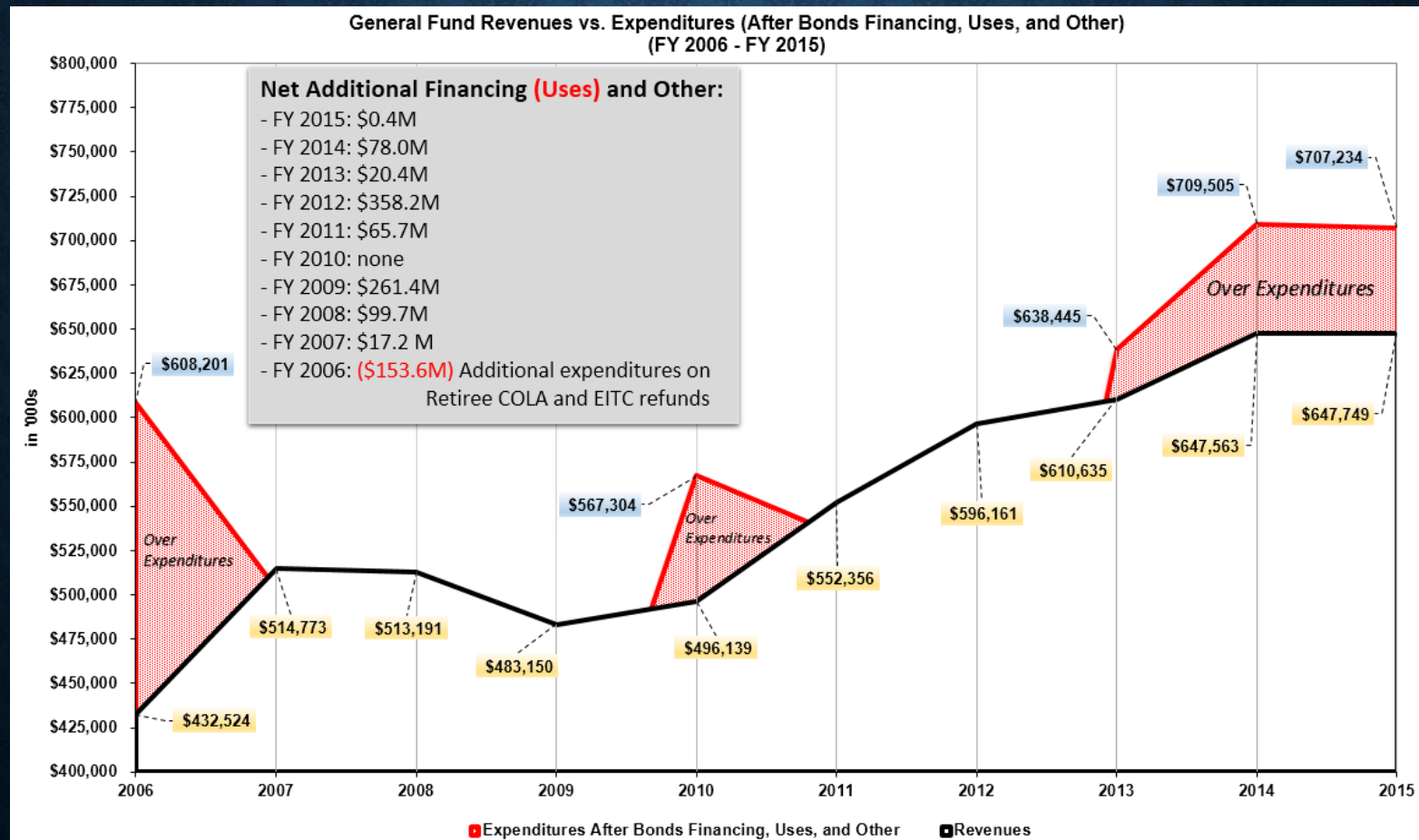


# GENERAL FUND REVENUES VS. EXPENDITURES (BEFORE BONDS FINANCING, USES, AND OTHER) FY 1997 – FY 2015





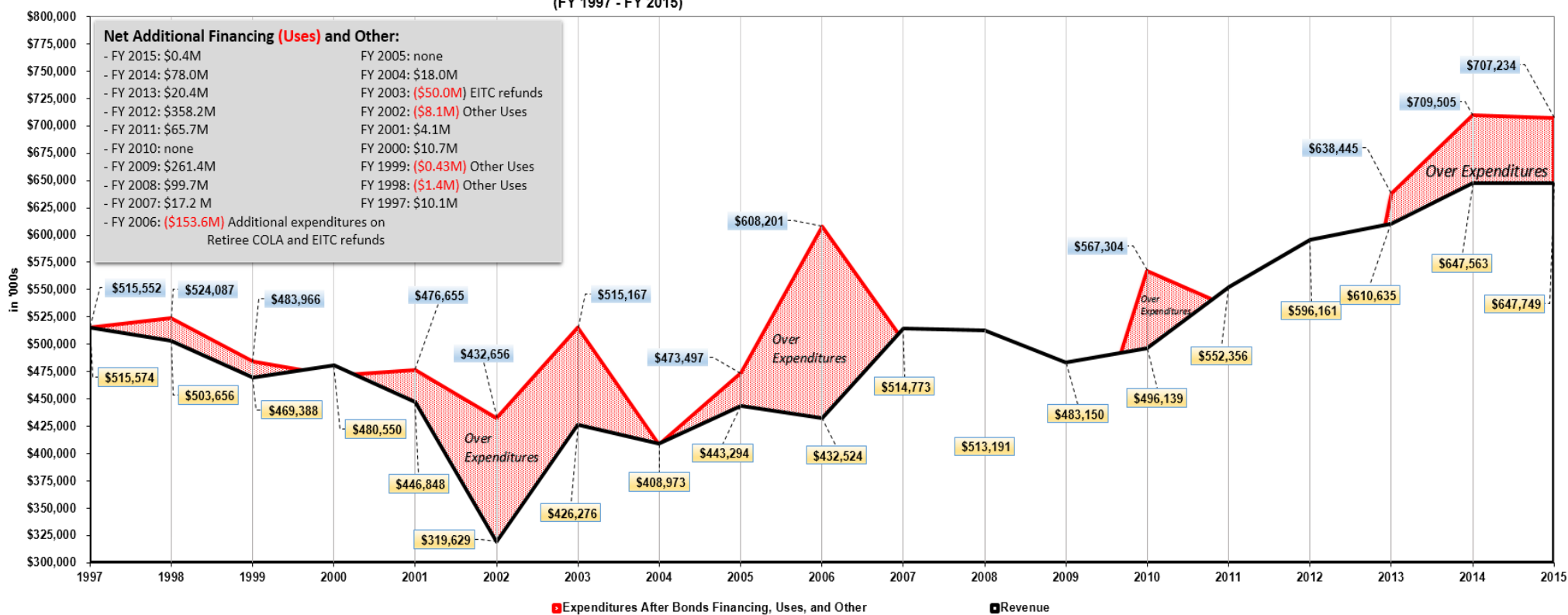
# GENERAL FUND REVENUES VS. EXPENDITURES (AFTER BONDS FINANCING, USES, AND OTHER) FY 2006 – FY 2015





# GENERAL FUND REVENUES VS. EXPENDITURES (AFTER BONDS FINANCING, USES, AND OTHER) FY 1997 – FY 2015

General Fund Revenues vs. Expenditures (After Bonds Financing, Uses, and Other)  
(FY 1997 - FY 2015)



# GOVGUAM AS OF FY 2015

ASSETS – LIABILITIES

\$1.817B - \$2.612B

= NET WORTH OF (\$671M)\*

\* INCLUDES DEFERRED OUTFLOWS AND INFLOWS



## GOVGUAM AS OF FY 2015

COMPONENT OF NET WORTH (\$671M) IS  
UNRESTRICTED NET POSITION OF  
(\$1.831B)\* FINANCED BY DEBT

\* INCLUDES UNFUNDED PENSION LIABILITY OF \$846M



**Thank you for your time!**

**Any questions?**

